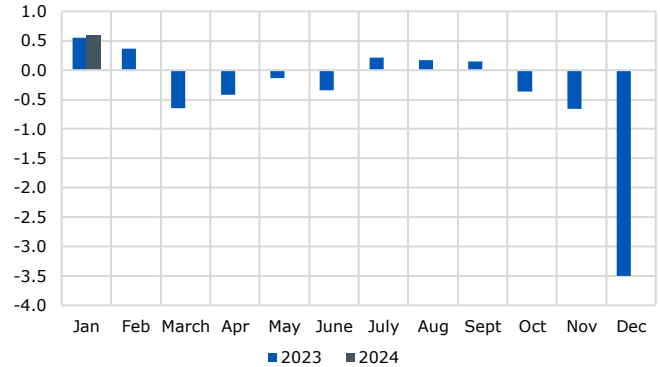


January 2024

In January 2024, the consolidated general budget balance surplus was 0.6% of the projected GDP or 254 million euro. A year ago in January, the general budget balance surplus was 0.5% of GDP or 223 million euro. Comparing this year January revenues and expenses, with last year January revenues and expenses, there is a 250 million euro, or 19% increase on revenue side, and 219 million euro increase or 20% on expenditure side.

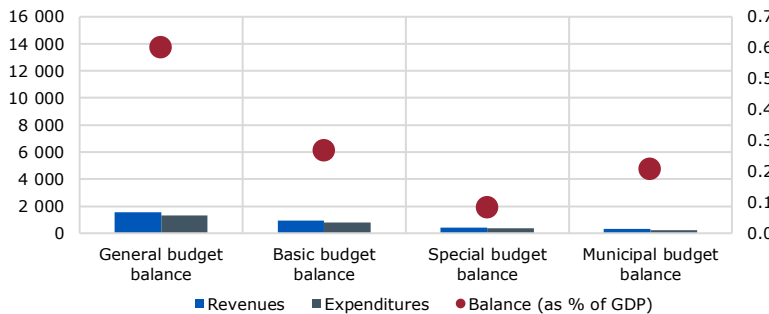
In January 2024, the special budget had a surplus of 0.1% of the projected GDP. The surplus in the basic budget was 0.3%, and in the municipal budget 0.2%.

Consolidated general budget balance, as % of GDP, accumulated values at the end of each month



Source: Treasury

Accrued revenue, expenditure (thousand euro) and balance (% of GDP) of budgets in the reference month

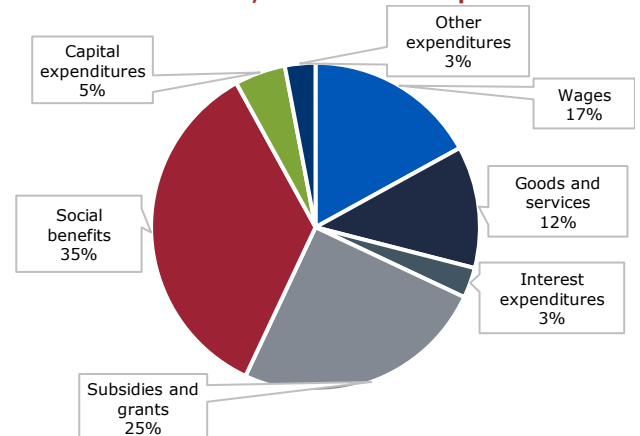


Source: Treasury

In December, the largest share of general budget expenditures in percentage terms was for social benefits (35%), the second largest expenditure share was subsidies and grants 25%, while the share of wages was 17%. Other major expenditure items were goods and services (12%) and capital expenditures or investments (5%). Interest payments took 3% share of total spending in January.

At the same time, 69% of the revenue share in the general budget is related to tax revenues, including social security payments. Own revenues and non-tax revenues (including state fees and penalties) - together were 10% of revenues, while 21% of revenues was comprised of foreign financial assistance.

Breakdown of general budget expenditures in the reference month, as % of total expenditure



Source: Treasury

An Excel file with data and full analysis is available [here](#).