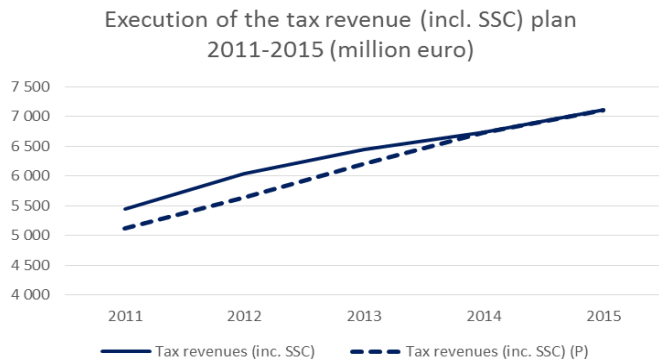




Fiskālās disciplīnas padome

Summary of budget revenues and expenditures: Quarters I-IV of 2016

In the last five years tax revenue forecasts have been conservative.



Recent experience suggests that **tax revenue forecasts are conservative**, and actual revenues are consistently higher than planned.

Chart 1 (Source: State revenue service)

VAT, PIT and SSC revenues are consistently higher than planned.

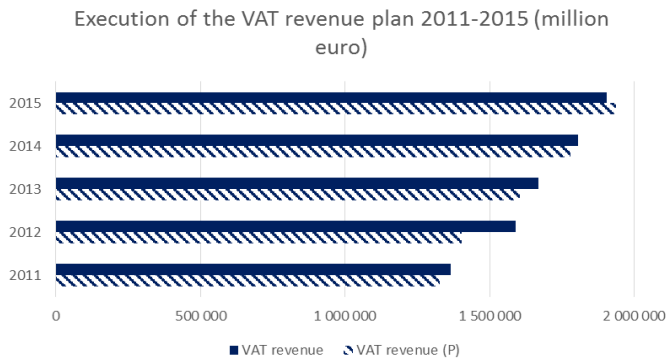


Chart 2 (Source: State revenue service)

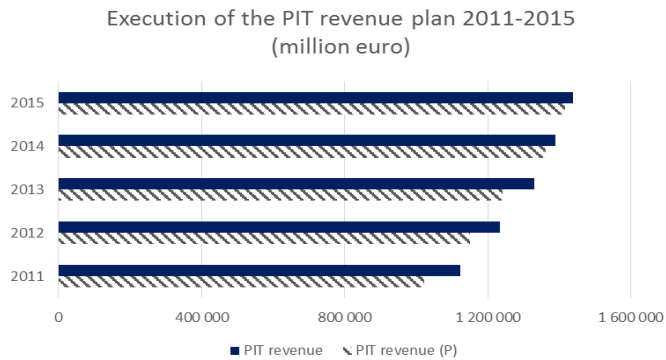


Chart 3 (Source: State revenue service)

A similar consistency is evident with regard to the three major revenue positions – value-added tax (VAT), personal income tax (PIT) and compulsory state social security contributions (SSC). **In the last five years revenues have been above or close to the forecasted levels.** The only significant deviation is the 2015 VAT revenue outcome, which was lower than planned by 32.81 million euro.

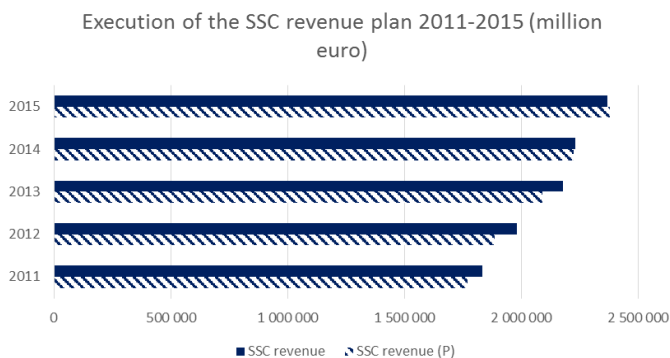


Chart 4 (Source: State revenue service)

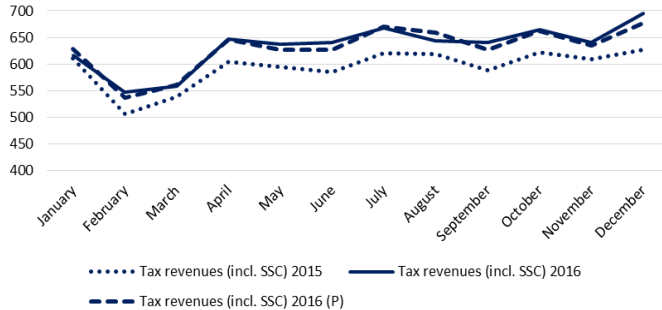


Fiskālās disciplīnas padome

Summary of budget revenues and expenditures: Quarters I-IV of 2016

Tax revenues were above forecasted levels in 2016.

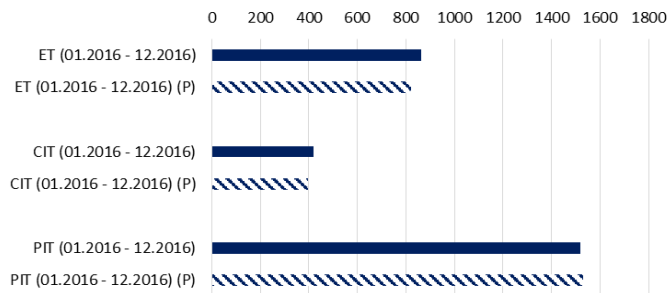
Execution of the tax revenue (incl. SSC) plan (million euro)



In 2016 tax revenues (inc. SSC) amounted to 7.596 billion euro, which was by **45.55 million higher than planned**.

Chart 5 (Source: State revenue service)

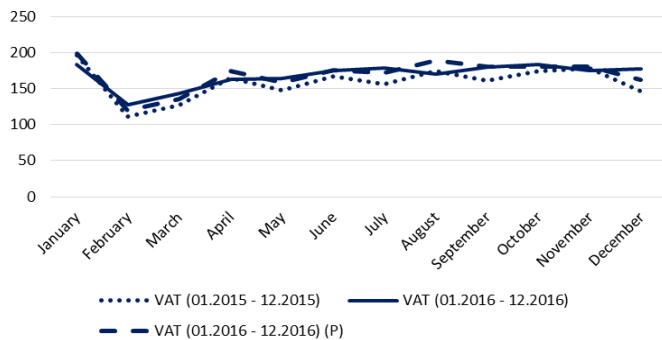
Significant deviations from the revenue plan (million euro)



In 2016 the most significant positive deviations were due to excise taxes (ET – 39.62 million euro) and corporate income taxes (CIT – 22.56 million euro), whereas **the most significant negative deviation was due to the personal income tax (PIT – 10.99 million euro)**.

Chart 6 (Source: State revenue service)

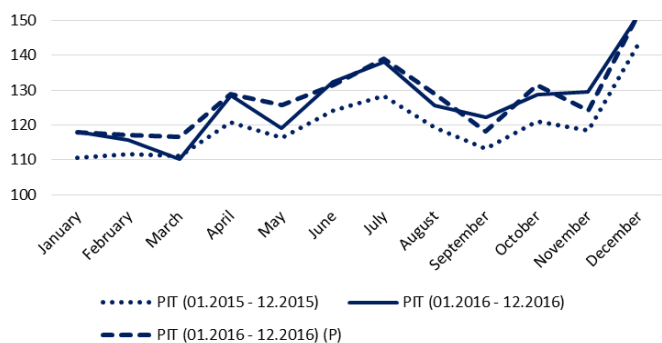
Execution of the VAT revenue plan (million euro)



In 2016 VAT revenues were higher than in 2015, but revenues were by **5.97 million euro lower than planned**.

Chart 7 (Source: State revenue service)

Execution of the PIT revenue plan (million euro)



In 2016 PIT revenues were higher than in 2015, but they were by **10.99 million euro lower than planned**.

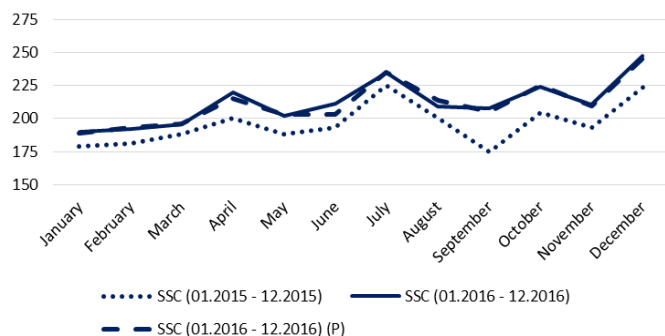
Chart 8 (Source: State revenue service)



Fiskālās disciplīnas padome

Summary of budget revenues and expenditures: Quarters I-IV of 2016

Execution of the SSC revenue plan (million euro)

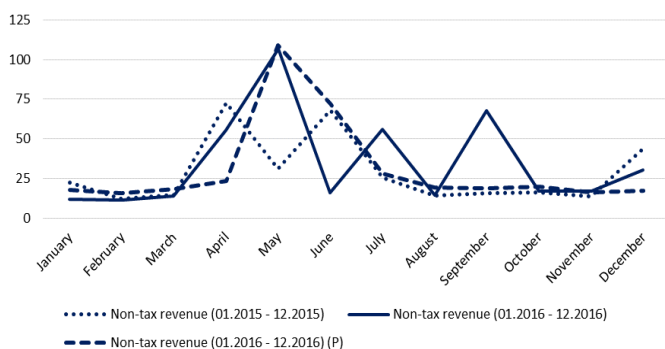


In 2016 SSC revenues were higher than in 2015 and they were **by 9.38 million euro higher than planned.**

Chart 9 (Source: State revenue service)

Non-tax revenues were above forecasted levels in 2016.

Execution of the non-tax revenue plan (million euro)



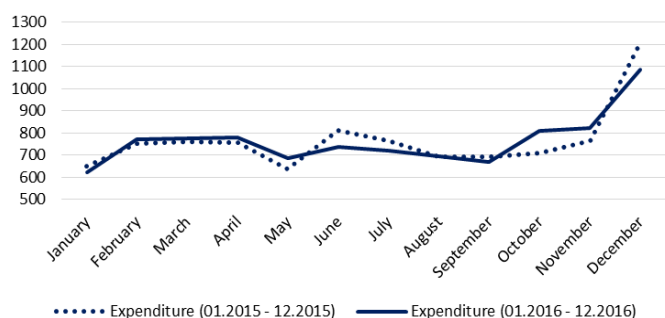
In 2016 non-tax revenues amounted to 418.01 million euro, and this is **by 42.77 million euro higher than planned.**

Chart 10 (Source: State revenue service)

In 2016 the consolidated government budget balance was better than planned.

	2015 (mln. euro)	2016 (mln. euro)	2016 (mln. euro, plan ¹)
Consolidated government budget	-373,5	303.59	-341,9
Government basic budget	-386,3	141.35	-388,8
Special budget	91,1	12.28	104,6
Local government budget	-26,2	106.78	-52,7
Derived public persons budget	-51,8	44.21	-5

Consolidated government budget expenditure (million euro)



In 2016 consolidated government budget expenditure was 9.17 billion euro, which is **lower than the previous year** when expenditure accounted for 9.19 billion euro.

Chart 11 (Source: Treasury)

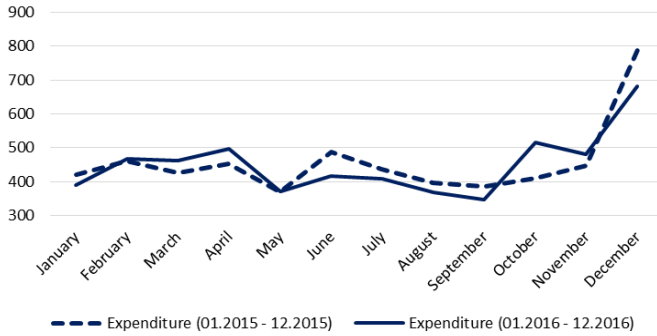
¹ http://www.fm.gov.lv/files/valstsbudzets/2016/FMPask_D_180216_bud2016.pdf



Fiskālās disciplīnas
padome

Summary of budget revenues and expenditures: Quarters I-IV of 2016

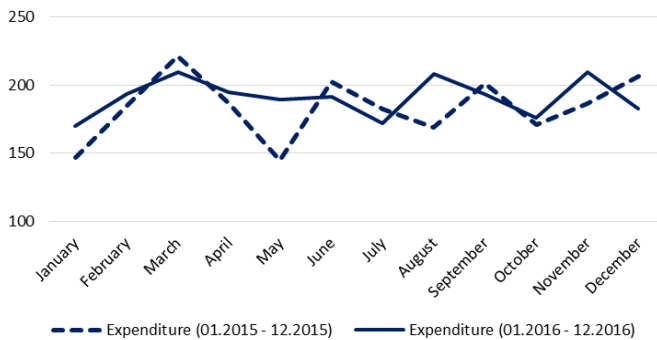
State basic budget expenditure (million euro)



In 2016 state basic budget expenditures amounted to 5.4 billion euro, which is **lower than the previous year** when expenditures accounted for 5.48 billion euro.

Chart 12 (Source:Treasury)

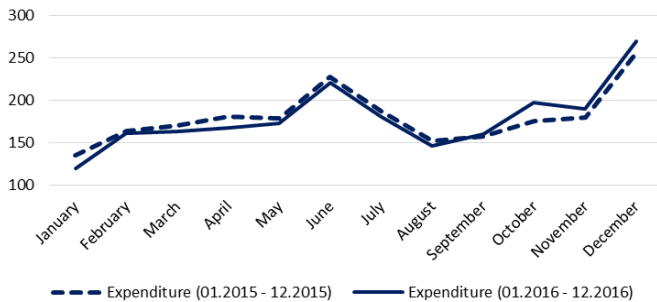
Special budget expenditure (million euro)



In 2016 special budget expenditures amounted to 2.29 billion euro, which is **higher than the previous year** when expenditures amounted to 2.2 billion euro.

Chart 13 (Source:Treasury)

Local government budget expenditure (million euro)



In 2016 local government budget expenditures amounted to 2.15 billion euro, which is **lower than the previous year** when expenditures accounted for 2.17 billion euro.

Chart 14 (Source:Treasury)

The summary is based on the monthly publications of the [State revenue service](#) and the [Treasury](#).